

# Law Society Members survey: key results for in-house and public sector solicitors

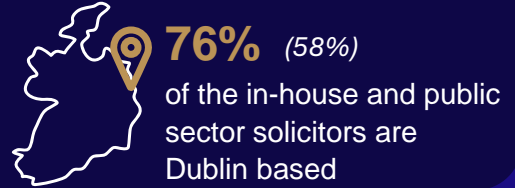
## GENDER



## AGE

**Median:**  
Private sector: **44.2**  
Public sector: **46.5**

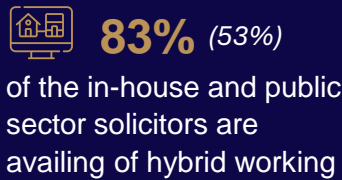
## REGION



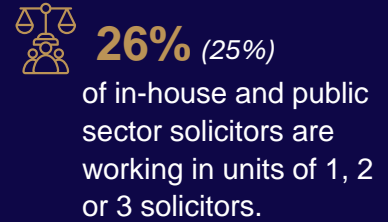
## Working status



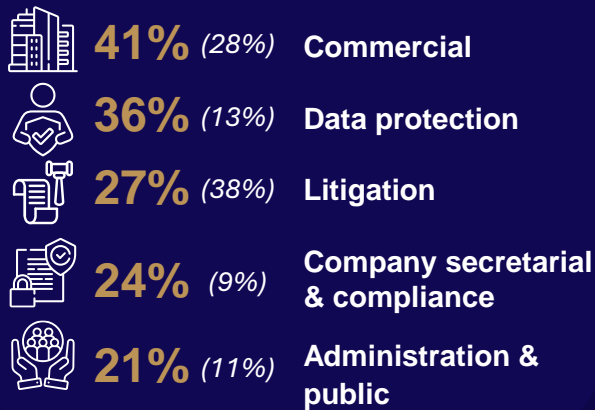
## Hybridisation



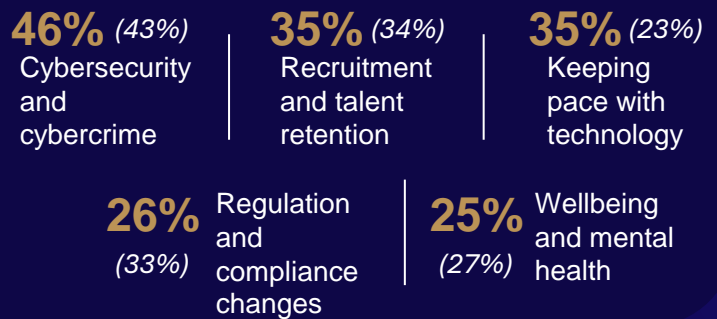
## Size of 'firm'



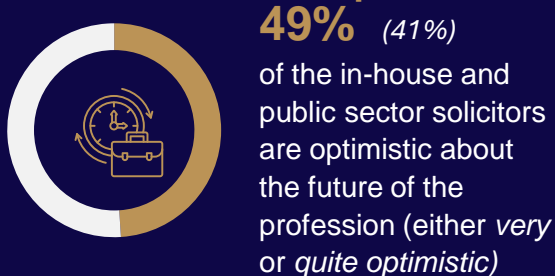
## Areas of legal practice



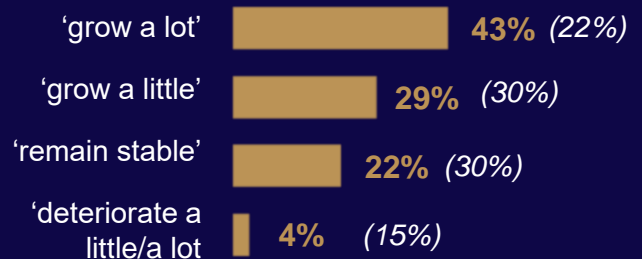
## Top 5 issues facing In-house and Public Sector Solicitors (extremely challenging)



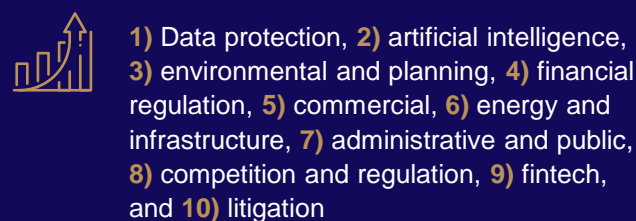
## In-house and public sector solicitors are more optimistic



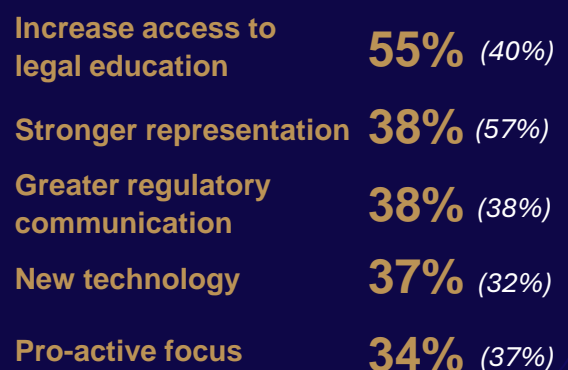
## Five-year trajectory of own area of practice



## Top 10 areas in-house and public sector solicitors expect to generate additional growth over the next 5 years



## Top 5 areas identified in which the Law Society can strengthen on in future



## METHODOLOGY

Produced by Ipsos B&A in March 2025 based on a quantitative members study conducted by Ipsos B&A in April/May 2023. This survey was conducted online and achieved a total sample of n=2,264. This analysis primarily focuses on the responses from in-house and public sector solicitors (n=472).

( ) result of total sample of the profession

Produced by Ipsos B&A on 3<sup>rd</sup> March 2025 based on research carried out by them in 2023. Including a quantitative study of n=278 in-house solicitors in the private sector and n=194 solicitors in the public sector, and one focus group with in-house and public sector solicitors